




CANTHERM

Supplying high-quality bimetal and thermal sensor products.

MF72 Power NTC Thermistor

The MF72 series Power NTC Thermistors provide inrush current suppression for sensitive electronics. Connecting a MF72 in series with the power source will limit the current surges typically created at turn on. Once the circuit is energized the resistance of the MF72 will decrease rapidly to a very low value, power consumption can be ignored and there will be no effect on normal operating current. Using the MF72 Power NTC Thermistor is a most cost-effective way to curb surge current and protect sensitive electronics from damage.



Application

Can be installed into the power circuits of:

- Power supplies and inverters
- Uninterruptible Power Supplies
- Energy saving lamps
- Electronic Ballasts
- Filament Protection of various types of lamps
- Some types of heaters
- For higher power circuits ask about the MF73 and MF74 series surge suppressors.

Characteristics

- Small Size and fast response
- High Power handling capability
- Fast response to surge current
- High material constant (B value)
- Low residual resistance
- Wide operating temperature range -55 to +200C
- R25 allowable tolerance is $\pm 20\%$
- Long-term Stability and Reliability
- UL 1434 File# E241319
- CQC File# 04001010556



8415 Mountain Sights Avenue • Montreal (Quebec), H4P 2B8, Canada
Tel: (514) 739-3274 • 1-800-561-7207 • Fax: (514) 739-2902
E-mail: sales@cantherm.com • Website: www.cantherm.com

2007/Aug

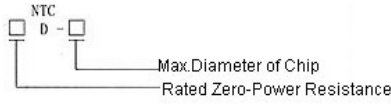


CANTHERM

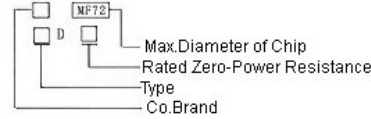
Supplying high-quality bimetal and thermal sensor products.

Specification

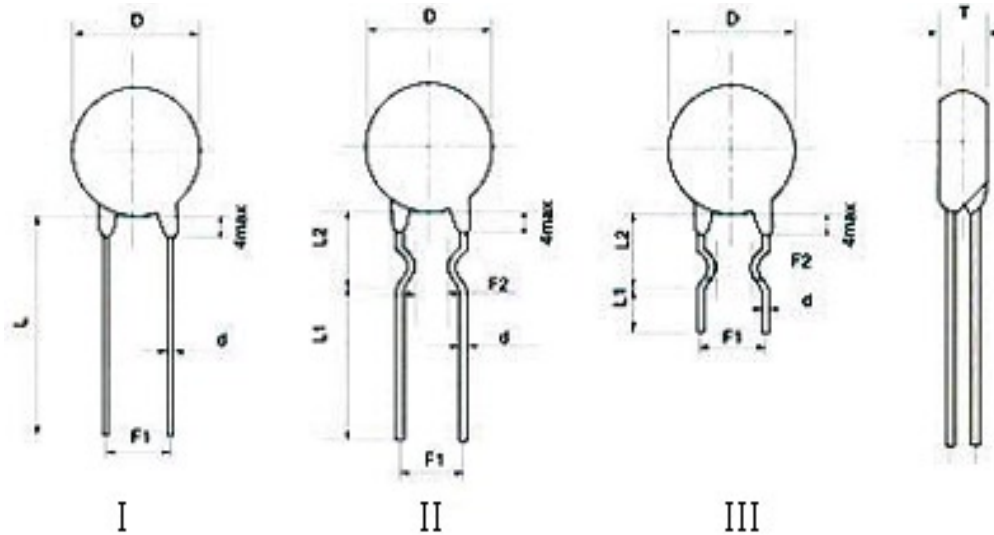
Non-Branded Marking



Branded Marking



Dimensions (mm)



Part No./Dim (mm)/Sym	D +2 -1	Tmax	+/- 0.05	F ₁ +/-1	F ₂ +/- 1.5	Straight Lead Wire	Curved Lead Wire	
						Lmin	b L ₁ min	L ₂ +/-2
MF72-□ D5	6.5	5	0.6/0.45	5/2.5	3	25	17/5	8
MF72-□ D7	8.5	5	0.6	5	3	25	17/5	8
MF72-□ D9	10.5	5.5	0.8/0.6	7.5/5	5/3	25	17/5	8
MF72-□ D11	12.5	5.5	0.8/0.6	7.5/5	5/3	25	17/5	8
MF72-□ D13	14.5	6	0.8	7.5	5	25	17/5	8
MF72-□ D15	16.5	6	0.8	10/7.5	5	25	17/5	8
MF72-□ D20	21.5	7	1.0	10/7.5	/	25	/	/
MF72-□ D25	26.5	8	1.0	10	/	25	/	/
Remark	a, rated zero-power resistance b, 17/5 17 indicates the long bent lead wire, 5 indicates the short bent lead wire (Fig. III)							

Illustration: In general, the long bent lead wire is used, see figure II



CANTHERM

8415 Mountain Sights Avenue • Montreal (Quebec), H4P 2B8, Canada
 Tel: (514) 739-3274 • 1-800-561-7207 • Fax: (514) 739-2902
 E-mail: sales@cantherm.com • Website: www.cantherm.com



CANTHERM

Supplying high-quality bimetal and thermal sensor products.

➤ Main Techno-Parameter

Part NO.	R ₂₅ (Ω)	Max. Steady State Current (A)	Approx.R of Max.Cur (Ω)	Disssi,Coef. (mW/°C)	Thermal time Constant (S)	UL Recognized	Operating Temp. (°C)
MF72-5D5	5	1	0.353	6	20		-55 to +200
MF72-10D5	10	0.7	0.771	6	20		
MF72-60D5	60	0.5	1.878	6	18		
MF72-200D5	200	0.1	6.259	6	18		
MF72-5D7	5	2	0.283	10	30		
MF72-8D7	8	1	0.539	9	28		
MF72-10D7	10	1	0.616	9	27		
MF72-12D7	12	1	0.816	9	27		
MF72-16D7	16	0.7	1.003	9	27		
MF72-22D7	22	0.6	1.108	9	27		
MF72-33D7	33	0.5	1.485	10	28		
MF72-200D7	200	0.2	6.233	11	28		
MF72-3D9	3	4	0.120	11	35	√	
MF72-4D9	4	3	0.190	11	35	√	
MF72-5D9	5	3	0.210	11	34	√	
MF72-6D9	6	2	0.315	11	34	√	
MF72-8D9	8	2	0.400	11	32	√	
MF72-10D9	10	2	0.458	11	32	√	
MF72-12D9	12	1	0.652	11	32	√	
MF72-16D9	16	1	0.802	11	31	√	
MF72-20D9	20	1	0.864	11	30	√	
MF72-22D9	22	1	0.950	11	30	√	
MF72-30D9	30	1	1.022	11	30	√	
MF72-33D9	33	1	1.124	11	30	√	
MF72-50D9	50	1	1.252	11	30	√	



CANTHERM

8415 Mountain Sights Avenue • Montreal (Quebec), H4P 2B8, Canada
Tel: (514) 739-3274 • 1-800-561-7207 • Fax: (514) 739-2902
E-mail: sales@cantherm.com • Website: www.cantherm.com



CANTHERM

Supplying high-quality bimetal and thermal sensor products.

Part NO.	R ₂₅ (Ω)	Max. Steady State Current (A)	Approx. R of Max. Cur (Ω)	Dissi, Coef. (mW/°C)	Thermal time Constant (S)	UL Recognized	Operating Temp. (°C)
MF72-60D9	60	0.8	1.502	11	30	√	-55 to +200
MF72-80D9	80	0.8	2.010	11	30	√	
MF72-120D9	120	0.8	3.015	11	30	√	
MF72-200D9	200	0.5	5.007	11	32	√	
MF72-400D9	400	0.2	9.852	11	32	√	
MF72-2.5D11	2.5	5	0.095	13	43		
MF72-3D11	3	5	0.100	13	43		
MF72-4D11	4	4	0.150	13	44		
MF72-5D11	5	4	0.156	13	45		
MF72-6D11	6	3	0.240	13	45		
MF72-8D11	8	3	0.255	14	47		
MF72-10D11	10	3	0.275	14	47		
MF72-12D11	12	2	0.462	14	48		
MF72-16D11	16	2	0.470	14	50		
MF72-20D11	20	2	0.512	15	52		
MF72-22D11	22	2	0.563	15	52		
MF72-30D11	30	1.5	0.667	15	52		
MF72-33D11	33	1.5	0.734	15	52		
MF72-50D11	50	1.5	1.021	15	52		
MF72-60D11	60	1.5	1.215	15	52		
MF72-80D11	80	1.2	1.656	15	52	√	
MF72-1.3D13	1.3	7	0.062	13	60	√	
MF72-1.5D13	1.5	7	0.073	13	60	√	



CANTHERM

8415 Mountain Sights Avenue • Montreal (Quebec), H4P 2B8, Canada
Tel: (514) 739-3274 • 1-800-561-7207 • Fax: (514) 739-2902
E-mail: sales@cantherm.com • Website: www.cantherm.com



CANTHERM

Supplying high-quality bimetal and thermal sensor products.

Part NO.	R ₂₅ (Ω)	Max. Steady State Current (A)	Approx. R of Max. Cur (Ω)	Dissi. Coef. (mW/°C)	Thermal time Constant (S)	UL Recognized	Operating Temp. (°C)
MF72-3D13	3	6	0.092	14	60	√	-55 to +200
MF72-4D13	4	5	0.120	15	67	√	
MF72-5D13	5	5	0.125	15	68	√	
MF72-6D13	6	4	0.170	15	65	√	
MF72-7D13	7	4	0.188	15	65	√	
MF72-8D13	8	4	0.194	15	60	√	
MF72-10D13	10	4	0.206	15	65	√	
MF72-12D13	12	3	0.316	16	65	√	
MF72-15D13	15	3	0.335	16	60	√	
MF72-16D13	16	3	0.338	16	60	√	
MF72-20D13	20	3	0.372	16	65	√	
MF72-30D13	30	2.5	0.517	16	65	√	
MF72-47D13	47	2	0.810	17	65	√	
MF72-120D13	120	1.5	2.124	16	65	√	
MF72-1.3D15	1.3	8	0.048	18	68	√	
MF72-1.5D15	1.5	8	0.052	19	69	√	
MF72-3D15	3	7	0.075	18	76		
MF72-5D15	5	6	0.112	20	76		
MF72-6D15	6	5	0.155	20	80		
MF72-7D15	7	5	0.173	20	80		
MF72-8D15	9	5	0.178	20	80		
MF72-10D15	10	5	0.180	20	75		
MF72-12D15	12	4	0.250	20	75		
MF72-15D15	15	4	0.268	21	85		
MF72-16D15	16	4	0.276	21	70		



CANTHERM

8415 Mountain Sights Avenue • Montreal (Quebec), H4P 2B8, Canada
Tel: (514) 739-3274 • 1-800-561-7207 • Fax: (514) 739-2902
E-mail: sales@cantherm.com • Website: www.cantherm.com



CANTHERM

Supplying high-quality bimetal and thermal sensor products.

Part NO.	R ₂₅ (Ω)	Max. Steady State Current (A)	Approx.R of Max.Cur (Ω)	Dissi,Coef. (mW/°C)	Thermal time Constant (S)	UL Recognized	Operating Temp. (°C)
MF72-30D15	30	3.5	0.438	18	75		-55 to +200
MF72-47D15	47	3	0.680	21	86		
MF72-120D15	120	2.5	1.652	22	87	√	
MF72-0.7D20	0.7	12	0.018	25	89	√	
MF72-1.3D20	1.3	9	0.037	24	88		
MF72-3D20	3	8	0.055	24	88		
MF72-5D20	5	7	0.087	23	87		
MF72-6D20	6	6	0.113	25	103		
MF72-8D20	8	6	0.142	25	105		
MF72-10D20	10	6	0.162	24	102		
MF72-12D20	12	5	0.195	24	100		
MF72-16D20	16	5	0.212	25	100	√	
MF72-0.7D25	0.7	13	0.014	30	120		
MF72-1.5D25	1.5	10	0.027	30	121		
MF72-3D25	3	9	0.044	32	124		
MF72-5D25	5	8	0.070	32	125		
MF72-8D25	8	7	0.114	33	125		
MF72-10D25	10	7	0.130	32	127		
MF72-12D25	12	6	0.156	32	126		
MF72-16D25	16	6	0.160	35	126		

Note: Unless otherwise specified, the allowable tolerance of R₂₅ is +/- 20%



CANTHERM

8415 Mountain Sights Avenue • Montreal (Quebec), H4P 2B8, Canada
Tel: (514) 739-3274 • 1-800-561-7207 • Fax: (514) 739-2902
E-mail: sales@cantherm.com • Website: www.cantherm.com